


PENTAX[®]

PENTAX BINOCULARS

7×50PIF, 10×50PIF

OWNER'S MANUAL



Features

The Pentax PIF-Series binoculars are high precision optical instruments designed by Pentax based on many years of experience in the optical technology.

The PIF-Series binoculars house flat-field optics that compensate for the curvature of field to give high resolution images from the center to the edges of the viewing field. The Super-Multi-Coatings are applied on all the lens surfaces for high light transmittance and bright sharp images.

The PIF-Series features water proof construction that endures the five-meter-deep-water equivalent hydraulic pressure and the lens barrels are filled with nitrogen gas.

The PIF-Series may therefore be used under severe weather conditions without troubles such as fogging caused by the temperature differences between outside and inside binocular barrels.

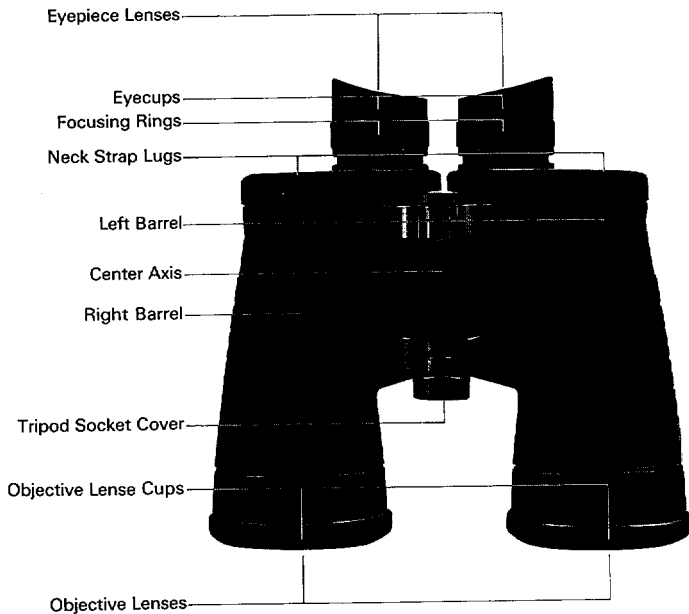
The PIF-Series sports straight but beautifully formed external appearance and its rubberized finish improves their anti-shock capability as well as operating ease and good holding.

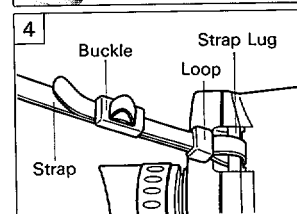

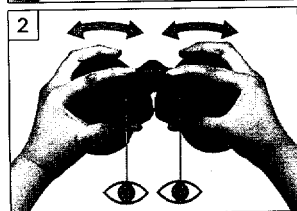
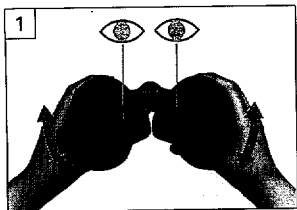
PENTAX* is a registered trademark of Asahi Optical Co., Ltd.

Warnings

1. Never attempt to look into the sun with binoculars, or your eyes will be severely hurt.
2. Do not apply undue force to the binoculars when adjusting the eye width or when turning the focusing rings.
3. Avoid high temperatures (over 60° C). Do not leave the binoculars in a car under the scorching sun. Do not put them close to a heating device. Otherwise a deformation may result.
4. Do not use the binoculars under the water. When splashed with salty water, wash them with fresh water.
5. Do not subject binoculars to dirt. Dirt may cause malfunctioning of the binoculars.

Names of Parts





How to Use

1. Adjusting Eyepiece Width

Adjustment of the eyepiece width is needed when your right and left viewing area do not superimpose each other in a perfect circular field. Gently fold or expand both lens barrels until your viewing area matches to form a perfect circle.

If you wear a pair of spectacles, fold back on the eye cup so that your glasses directly contact the eyepieces and you can see the entire viewing field.

2. Focusing

Rotate both focusing rings individually until the object comes into sharp focus. When re-focus on other subject, adjust the focusing rings separately again. Adjust the freely rotating rubber eye cups to your eyes after focusing.

3. Mounting Binoculars on Tripod

Unscrew the tripod socket cover turning it counterclockwise. Attach the optional tripod mounting adapter to the socket. Mount the adapter on a tripod.

4. Attaching Neck Strap

Thread the strap through the neck strap lugs, loops and buckles. Try to see if the strap is attached to the binoculars securely pulling the strap after attaching.

5-1



5. Lens Caps

Fold back the rubber lens caps to open the objective lenses. Replace the caps when they are not in use to protect the objective lenses from dust, dirt or water splash. (5-1)

It is recommended to thread the strap through the eyepiece lens cap lugs. (5-2)

5-2



Before Storing

1. Try not to apply excessive hydraulic pressure when you wash them or not to leave them in the water for an extended period of time even though the binoculars are water-proof type. Do not apply soap, detergent or solvent of any type. They may cause damages on the binoculars. Dry them with clean cotton cloth thoroughly.

Wipe off the lens with clean cotton cloth or lens-cleaning paper with lens cleaning fluid when necessary.

2. When storing the binoculars, take them out of the case and put them in a well-ventilated place.

Specifications

Features \ Models	7X50 PIF	10X50 PIF
Type	Proro Prism Individual Focusing Flat-Field Optics	
Coating	All lens surfaces are Super-Multi-Coated	
Airtightness	507 hpa	
Magnification	7X	10X
Effective Diameter of Objective Lens	50 mm	
Real Field of View	7.3°	6.5°
Field of View at 1000 m	128 mm	113.5 mm
Field of View at 1000 yards	384 ft	341 ft
Exit Pupil Aperture	7.1 mm	5.0 mm
Relative Brightness	50.4	25
Focusing Range	8 m to infinity 26.2 ft to infinity	
Eye Width(Ocular Distance) Adjustable Range	54 mm to 78 mm 2.2 inch to 3.1 inch	
Height & Width	195×210 mm 7.7×8.3 inch	
Thickness	110 mm 4.3 inch	
Weight	1650 g 58 oz	
Accessories	Eyepiece lens cap, Case, Neck strap	

SPECIFICATIONS ARE SUBJECT TO CHANGE AT ANY TIME WITHOUT NOTIFICATION OR ANY OBLIGATION ON THE PART OF THE MANUFACTURER.



Audi Optical Co., Ltd. H-1, Higashi-cho 1-chome, Chiyoda-ku, Tokyo 100 JAPAN
Posta S.p.A. Via Salaria 111, 00198 Roma, ITALY
Posta Handelsgesellschaft AG, Kulturstrasse 1, 4000 Essen, GERMANY
Posta U.K. Limited, Foster House, South Street, London, ENGLAND HAS DEZ U.K.
Posta France S.E. Agence, 25, Ave. Antoinette, 75001 Paris, FRANCE
Posta Handels (for Netherlands) Optische B.V., 2009 PB Rotterdam, HOLLAND
(for Belgium & Luxembourg) Optische B.V., 2009 PB Rotterdam, BELGIUM
Posta (Schweiz) AG Industriestrasse 2, 8002 Zurich, SWITZERLAND
Posta Scandinavia AB Falkenbergstr. 10, 7000 Uppsala, SWEDEN
Posta Corporation 33 Inverness Drive East, Englewood, Colorado 80150, U.S.A.
Posta Canada Inc. 333 University Drive, Mississauga, Ontario L4V 1R3, CANADA
Audi Optical Brasileira Ind. e Com. Ltda. Rua Botafogo Unidos, 103, São Paulo, BRAZIL